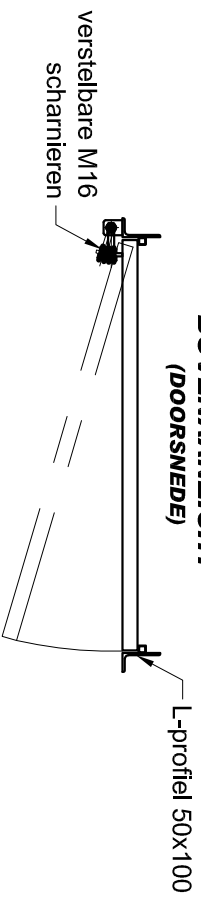
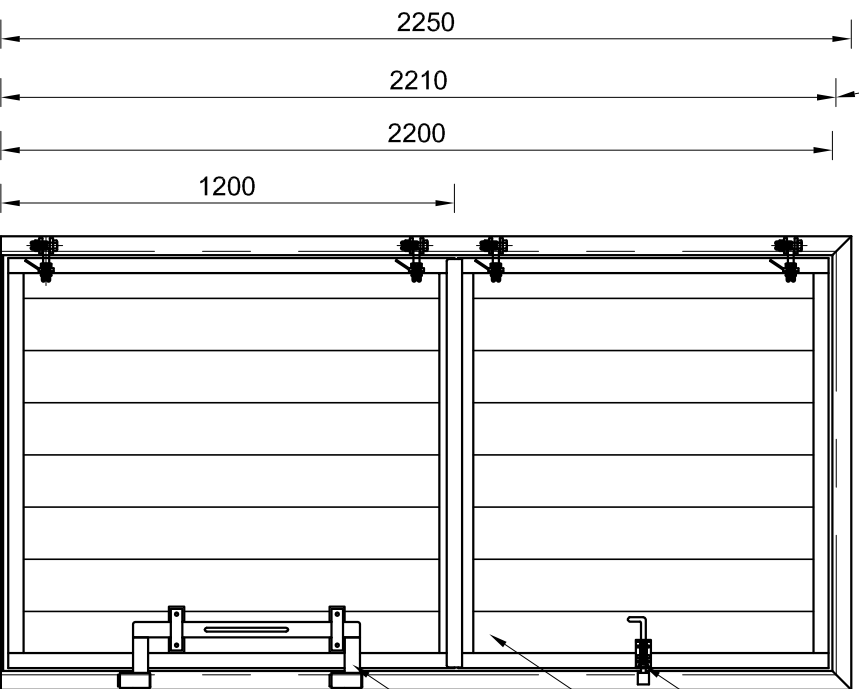



**BOVENAANZICHT
(DOORSNEDE)**



INBOUWMATEN



veerslot

28 mm. hardhouten of 32 mm.
massieve kunststof tand/groef planken

This diagram shows the door panel with a sliding lock (veerslot) and 28 mm thick wooden or 32 mm thick solid plastic tongue and groove planks (massieve kunststof tand/groef planken).

2-punts schuifgrendel

This diagram shows the 2-point sliding handle (2-punts schuifgrendel) on the door panel.

VOORAANZICHT

BEDAF STALLENBOUW BV

Klant		Schaal:	
Buitendeur		1:20 / mm.	
Omschrijving	Kozijn L-profiel 50x100	formaat	A4